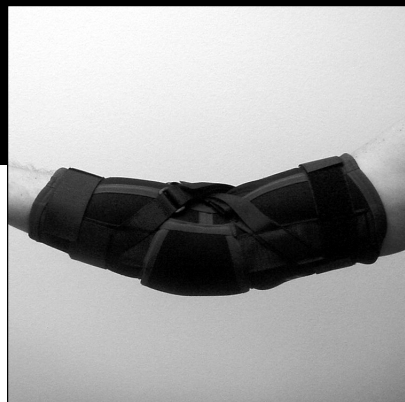




Hypercontrol™ Elbow Brace

Single Patient Use Only

Rx Only



IMPORTANT INFORMATION

Please read all instructions, warnings, and precautions before use.

INTENDED USE


The Hypercontrol™ Elbow Brace is designed to provide mild support and prevent excess hyperextension.

PRECAUTIONS

Consult your clinician immediately if you experience sensation changes, swelling, increased pain or an unusual reaction while using this product.


INSTRUCTIONS FOR USE

- Before application of the brace, make sure all straps are loosened.
- Slip the brace on the arm so the center of the brace is over the joint of the elbow. The padded area of the splint should be positioned at the elbow joint. The hinges should be aligned with the elbow joint.
- Tighten the strap, beginning above the elbow, and continue



by tightening the strap below the elbow for a snug, comfortable fit. Straps may be trimmed.

- Adjust the criss-cross straps in the elbow fold to desired tension.



SIZING INFORMATION

Measure the largest circumference of the forearm for sizing.

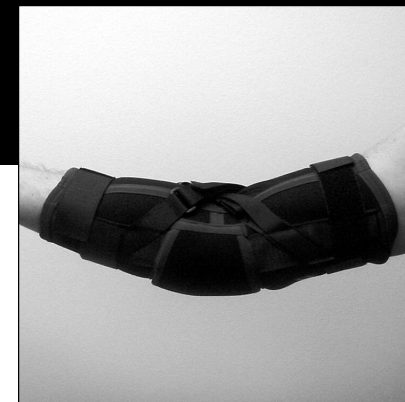
X-Small	8" – 9"
Small	9" – 10"
Medium	10" – 11"
Large	11" – 12"
X-Large	12" – 13"
XX-Large	13" – 14"
XXX-Large	14" – 16"
XXXX-Large	16" – 18"



Hypercontrol™ Elbow Brace

Single Patient Use Only

Rx Only



IMPORTANT INFORMATION

Please read all instructions, warnings, and precautions before use.

INTENDED USE

The Hypercontrol™ Elbow Brace is designed to provide mild support and prevent excess hyperextension.

PRECAUTIONS

Consult your clinician immediately if you experience sensation changes, swelling, increased pain or an unusual reaction while using this product.

INSTRUCTIONS FOR USE

- Before application of the brace, make sure all straps are loosened.
- Slip the brace on the arm so the center of the brace is over the joint of the elbow. The padded area of the splint should be positioned at the elbow joint. The hinges should be aligned with the elbow joint.
- Tighten the strap, beginning above the elbow, and continue



by tightening the strap below the elbow for a snug, comfortable fit. Straps may be trimmed.

- Adjust the criss-cross straps in the elbow fold to desired tension.



SIZING INFORMATION

Measure the largest circumference of the forearm for sizing.

X-Small	8" – 9"
Small	9" – 10"
Medium	10" – 11"
Large	11" – 12"
X-Large	12" – 13"
XX-Large	13" – 14"
XXX-Large	14" – 16"
XXXX-Large	16" – 18"



Manufacturer

DeRoyal
200 DeBusk Lane, Powell, TN 37849 U.S.A.
888.938.7828
865.938.7828

Authorized Representative

DeRoyal Europe, Ltd.
Virginia Road, Kells, County Meath Ireland
353.46.9280100

Part #0-872

©2006 DeRoyal. All Rights Reserved.
Revision A Revised 2/06



Manufacturer

DeRoyal
200 DeBusk Lane, Powell, TN 37849 U.S.A.
888.938.7828
865.938.7828

Authorized Representative

DeRoyal Europe, Ltd.
Virginia Road, Kells, County Meath Ireland
353.46.9280100

Part #0-872

©2006 DeRoyal. All Rights Reserved.
Revision A Revised 2/06